

18,157-0

Hunt County, Texas  
Office of the Auditor

FILED FOR RECORD  
at 1:40 o'clock P M


PAYROLL REPORT

MAY 23 2023

May 23<sup>rd</sup>, 2023

BECKY LANDRUM  
County Clerk, Hunt County, Tex.  
By 

I approve the following payroll and hereby request the Court's approval.



Stacy Sehl, Interim County Auditor


SUMMARY OF PAYROLL REPORT TO BE APPROVED


The Commissioners Court of Hunt County hereby approves the attached payroll report prepared by the respective county officials for the pay period ended May 13<sup>th</sup>, 2023.

Total Payroll


\$ 887,786.82

APPROVED BY COMMISSIONERS COURT:

  
Bobby Stovall, Hunt County Judge

  
Mark Hutchins, Comm., Pct #1



  
David Monroe, Comm., Pct #2

  
Phillip Martin, Comm., Pct #3

  
Steven Harrison, Comm., Pct #4

ATTEST:

  
Becky Landrum, County Clerk

5-23-23  
Date

DEPT: ALL

PAYROLL NO#: 01

PAY PERIOD BEGINNING: 4/30/2023

PAY PERIOD ENDING: 5/13/2023

\*\* (CONTINUED) \*\*

DATE	ORG	FUND	ACCOUNT	CODE/RATE	HOURLY RATE	HOURS	AMOUNT
INTR	0.00		50.00				
RCST	0.00		41.37				
S/B	74.33		0.00				
<b>TOTALS:</b>	<b>5,973.04</b>	<b>887,148.07</b>			<b>638.75</b>	<b>106857.94</b>	<b>286465.68</b>
							<b>137,471.92</b>
							<b>65699.74</b>

-----DEPARTMENT RECAP-----

DEPT NO#	GROSS	REGULAR	OVERTIME	LEAVE	OTHER	BENEFITS	DEDUCTIONS	TAXES	NET
10-0100	8,723.57	7,137.03	0.00	0.00	1,586.54	0.00	1,062.96	1,587.99	6,072.62
10-0200	6,942.42	6,813.96	0.00	0.00	63.46	65.00	991.58	1,103.23	4,782.61
10-0300	24,885.25	24,461.12	0.00	76.51	347.62	0.00	3,200.98	3,525.43	18,158.84
10-0400	16,283.22	12,712.08	0.00	0.00	3,571.14	0.00	1,888.05	3,286.42	11,108.75
10-0402	16,115.93	12,412.08	0.00	0.00	3,703.85	0.00	2,363.17	2,482.67	11,270.09
10-0500	11,051.96	9,874.73	0.00	190.09	987.14	0.00	1,280.44	1,793.85	7,977.67
10-0600	10,426.29	9,874.73	0.00	0.00	551.56	0.00	1,006.21	1,833.62	7,586.46
10-0700	21,409.67	21,034.66	0.00	0.00	375.01	0.00	2,834.72	3,249.54	15,325.41
10-0800	8,946.06	8,216.58	0.00	0.00	729.48	0.00	1,861.94	1,182.24	5,901.88
10-0900	8,147.49	7,412.24	0.00	0.00	735.25	0.00	1,761.67	1,108.59	5,277.23
10-1000	6,426.21	5,742.88	0.00	0.00	683.33	0.00	709.97	754.02	4,962.22
10-1100	5,076.21	4,346.73	0.00	0.00	729.48	0.00	400.25	722.05	3,953.91
10-1200	6,818.04	6,125.50	0.00	38.05	654.49	0.00	561.74	990.65	5,265.65
10-1234	5,875.16	5,875.16	0.00	0.00	0.00	0.00	988.37	684.95	4,201.84
10-1300	46,377.42	39,930.42	0.00	0.00	6,323.26	123.75	5,026.21	8,103.55	33,123.91
10-1400	39,380.33	33,293.27	0.00	46.05	6,041.01	0.00	5,088.63	6,658.41	27,633.29
10-1500	15,198.58	14,607.04	0.00	158.85	432.69	0.00	1,507.51	2,457.39	11,233.68
10-1600	7,470.36	6,931.96	0.00	151.86	386.54	0.00	543.10	1,106.49	5,820.77
10-1700	39,490.30	38,012.83	0.00	385.66	1,091.81	0.00	6,733.38	5,284.63	27,472.29
10-1800	16,515.62	15,664.26	0.00	500.38	288.48	62.50	1,630.67	2,534.71	12,287.74
10-1900	154,693.49	123,451.34	0.00	22,358.67	8,758.48	125.00	16,430.75	23,062.61	115,075.13
10-2000	157,509.95	124,328.59	0.00	17,445.03	15,736.33	0.00	18,455.65	25,838.53	113,215.77
10-2200	9,729.46	9,599.42	0.00	0.00	130.04	0.00	1,371.13	1,207.68	7,150.65
10-2300	4,429.66	4,429.66	0.00	0.00	0.00	0.00	179.37	553.54	3,696.75
10-2400	11,118.11	10,379.24	0.00	50.39	688.48	0.00	1,227.63	1,587.53	8,302.95
10-2500	3,349.11	3,297.19	0.00	0.00	51.92	0.00	265.25	477.10	2,606.76
10-2600	2,550.19	2,550.19	0.00	0.00	0.00	0.00	178.94	419.19	1,952.06
10-2700	6,256.37	6,080.58	0.00	100.78	75.01	0.00	515.54	650.66	5,090.17
10-2800	3,320.00	0.00	0.00	0.00	3,320.00	0.00	0.00	610.21	2,709.79
10-3000	6,524.38	5,764.77	0.00	0.00	759.61	0.00	489.66	1,148.96	4,885.76
10-3100	12,219.29	12,074.62	0.00	36.02	46.15	62.50	1,541.65	1,507.94	9,107.20
10-3200	7,526.85	7,428.77	0.00	0.00	98.08	0.00	1,137.07	1,276.10	5,113.68
10-3400	8,231.58	7,525.42	0.00	665.78	40.38	0.00	616.27	1,198.66	6,416.65
10-4000	16,717.98	15,027.59	0.00	0.00	1,690.39	0.00	4,176.30	3,284.45	9,257.23
10-5100	5,155.77	5,057.69	0.00	0.00	98.08	0.00	1,141.08	780.41	3,234.28
10-5200	8,070.18	6,597.07	0.00	1,036.56	436.55	0.00	901.17	1,352.15	5,816.96

DEPT: ALL  
PAYROLL NO#: 01  
PAY PERIOD BEGINNING: 4/30/2023  
PAY PERIOD ENDING: 5/13/2023

-----DEPARTMENT RECAP-----

DEPT NO#	GROSS	REGULAR	OVERTIME	LEAVE	OTHER	BENEFITS	DEDUCTIONS	TAXES	NET
10-5900	4,313.00	4,126.08	0.00	0.00	126.92	60.00	463.68	628.41	3,160.91
15-5500	5,268.54	5,006.61	0.00	163.85	98.08	0.00	564.81	699.36	4,004.37
20-4100	280.77	0.00	0.00	0.00	280.77	0.00	0.00	33.98	246.79
21-3500	20,848.11	19,039.65	0.00	0.00	1,750.96	57.50	1,678.35	2,499.31	16,612.95
22-3600	25,883.34	23,791.89	0.00	327.03	1,764.42	0.00	2,335.31	3,760.35	19,787.68
23-3700	28,077.92	26,084.84	0.00	0.00	1,935.58	57.50	3,412.05	4,928.60	19,679.77
24-3800	30,401.09	28,424.24	0.00	455.34	1,496.51	25.00	3,632.74	4,519.34	22,224.01
26-2200	2,115.38	2,115.38	0.00	0.00	0.00	0.00	150.46	252.67	1,712.25
26-4800	8,290.95	8,227.49	0.00	0.00	63.46	0.00	987.84	1,081.98	6,221.13
81-0300	1,341.94	1,346.15	0.00	0.00	4.21	0.00	278.31	180.04	883.59
82-5200	493.75	493.75	0.00	0.00	0.00	0.00	20.56	87.77	385.42
95-7100	21,509.57	20,088.81	0.00	298.07	1,122.69	0.00	3,264.82	3,393.96	14,850.79
TOTALS	887,786.82	772,816.29	0.00	44,484.97	69,846.81	638.75	106,857.94	137,471.92	642,818.21

REGULAR INPUT: 387      MANUAL INPUT: 0      CHECK STUB COUNT: 0      DIRECT DEPOSIT STUB COUNT: 387